

## Rainwater measurement kit 020

Complete set for level measurement  
in retention tanks

Stainless steel level transmitter  
Display unit  
Junction box  
Cabling

### Special characteristics


- ▶ Easy assembly dive - plug in - measure
- ▶ Measurement independent of atmospheric pressure changes
- ▶ Measures level from 0 to 200 cm H<sub>2</sub>O
- ▶ Accuracy 0,5 % (error max.  $\pm 1$  cm)
- ▶ 1 x relay (pump, valve and alarm switching)
- ▶ Mains power supply (230 V)
- ▶ Max. overload 10 m H<sub>2</sub>O
- ▶ Environment temperature -10 ... 70 °C

### Optional version

- ▶ 2 x relay (pump, valve and alarm switching)

A complete set designed specifically for measuring rainwater level in retention tanks. The combination of the stainless steel submersible level transmitter, which guarantees very accurate measurements with excellent long-term stability, and the durable display (IP 64) is the ideal solution for constant visibility of the rainwater level in your tank. The integrated, easy-to-adjust relay switch to protect the pump against dry running, to control the valve or to trigger an alarm. For the control of more devices it is possible to order an optional variant with two integrated switches.

### Preferred areas of use

-  Rainwater / filtered wastewater
- drinking water tanks
- rainwater tanks
- level measurement in open tanks

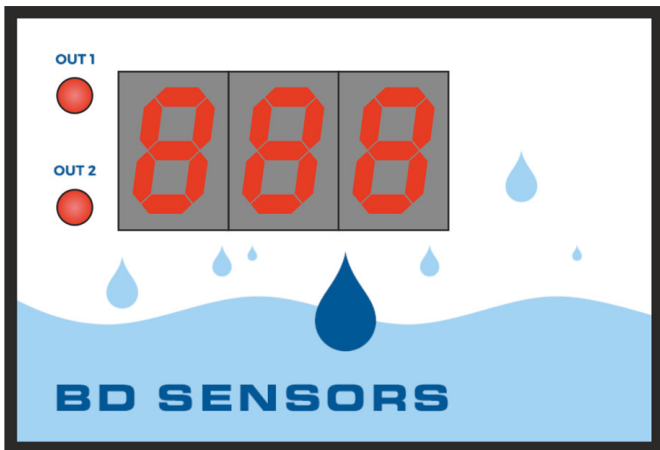
CE

Components of Rainwater measurement kit 020	
Level transmitter	OEM_18.605PRO DEST
Display unit (standard version)	1009883
Display unit (2x switch version)	1009884
Junction box M686	5028513
Cable JYTY UV 20 m	1009882
Network cable	1009791

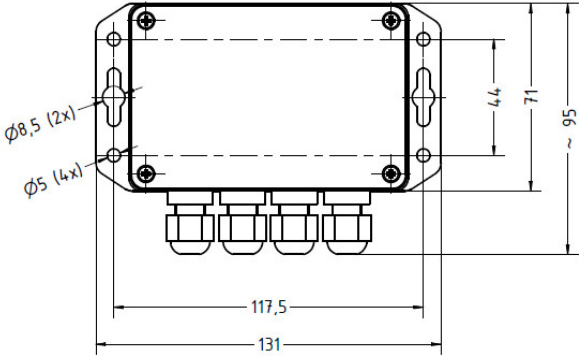
Optional versions of Rainwater measurement kit 020	
<b>Standard version: DESTOVKA</b> 1x relay (contacts 250 V AC, 4 A)	<b>1 relay, 3 glands PG7</b> , input 4-20 mA, 3-digit red display, power supply 230 V AC, plastic wall box 115x65x40 mm with clear cover, IP64
<b>2x switch version:</b> DESTOVKA S 2SP 2x relay (contacts 250 V AC, 4 A)	<b>2 relays, 4 glands PG7</b> , input 4-20 mA, 3-digit red display, power supply 230 V AC, plastic wall box 115x65x40 mm with clear cover, IP64



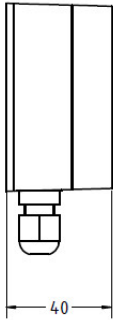
# Display unit

Power supply / Display	
Power supply	230 V AC (+10 -15%), 50 Hz
Power input	3 W
Display	-99 ~ 0 ~ 999 3-digit red LED with high luminosity, digit height 14 mm
Decimal point	According to the range setting
Outputs	
Switching	1x or 2x relay, changeover contact 250 V AC, 4 A
Distinction	According to the position of the decimal point
Design	Wall mounted
Dimensions	131 x 95 x 40 mm (w x h x d)
Keyboard	3 keys, inside the unit after removing the cover
Weight	0,25 kg
Operating temperature / storage	0 ~ 50 °C/ -30 ~ 70 °C
Setting time	Within 5 minutes after switching on
Performance	Device of protection class II
Protection	IP 64
Connection	Connector terminal block (cross-section 0,5-1 mm <sup>2</sup> )
Electromagnetic compatibility	
Electrical safety	ČSN EN 61326-1: 2013 including changes ČSN EN 61010-1 ed.2: 2011 including changes Overvoltage category III, degree of pollution 2
Other parameters	
Frontal panel	
	
Display	The display shows the measured value. The display provides clear messages when programming parameters.
Output status lights	LEDs „OUT1“ and „OUT2“ indicate the status of the output relays as follows: LED on- output on, LED off- output off.
Setting keys	The keys are accessible after removing the cover. The „MENU“ key is used to enter programming, scroll through the parameter selection and confirm parameters. The „UP“, „DOWN“ key is used to set numeric data during programming. While holding down the key, scrolling or setting is accelerated.

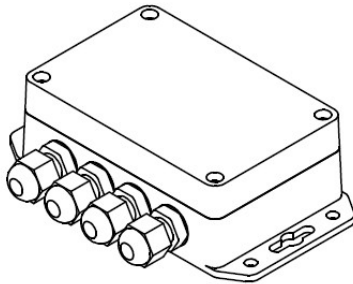
Dimensions (in mm)



Frontal view



Side view



Overall view

This data sheet contains product specification, properties are not guaranteed. Subject to change without notice.

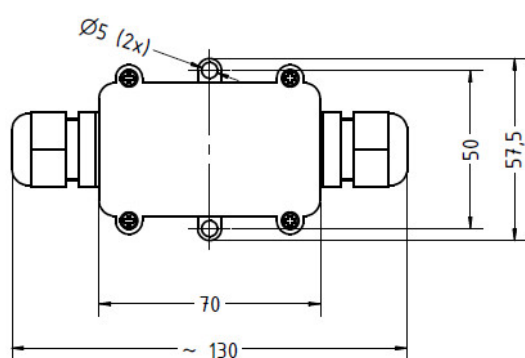
# Level transmitter

Performance	
Accuracy	$\pm 0,5 \%$ span
Response time	$\leq 10$ ms
Long-term stability	$\leq \pm 0,2 \%$ span / year at reference conditions
Thermal effects (Offset and Span) / Permissible temperatures	
Thermal error	$\leq \pm 0,3 \%$ span / 10 K in compensated range 0 ... 70 °C
Permissible temperatures	medium / electronics / environment / storage: -10 ... 70 °C
Electrical protection	
Short circuit protection	permanent
Reverse polarity protection	no damage, but also no function
Electromagnetic compatibility	emission and immunity according to EN 61326
Mechanical stability	
Vibration	10 g, 25 Hz ... 2 kHz according to DIN EN 60068-2-6
Shock	100 g / 1 ms according to DIN EN 60068-2-27
Materials (media wetted)	
Housing	stainless steel 1.4301 (304)
Seals	FKM
Diaphragm	stainless steel 1.4435 (316 L)
Cable sheath	PUR
Miscellaneous	
Weight	approx. 120 g (without cable) cable: 25 g / m
Cable length	3 m
Suitable for following media	water
Ingress protection	IP 68
CE-conformity	EMC directive: 2014/30/EU
Wiring diagrams	
2-wire system (current)	
Pin configuration	
Electrical connections	cable colours (DIN 47100)
Supply +	wh (white)
Supply -	bn (brown)
Signal + (only for 3-wire)	gn (green)
Shield	gn/ye (green / yellow)
Dimensions (in mm)	
Open (without thread)	

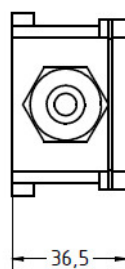
# Waterproof junction box

Housing	94 V-2 quality
Strength	2C x 3C 0,5 mm <sup>2</sup> – 2,50 mm <sup>2</sup>
Voltage	24 A 450 V AC
Work	T100
Wire diameter	5 mm – 9 mm <b>and</b> 9 mm – 12 mm
Protection	IP 67

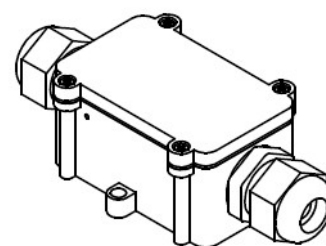
## Dimensions (mm)



Frontal view



Side view



Overall view

## Cabling

<b>Shielded cable with UV protection</b>	
Standards	Self-extinguishing according to ČSN EN 60332-1-2 Fire reaction class according to Eca according to ČSN EN 50575, ČSN EN 13501-6 Color marking of veins according to ČSN 33 0166 ed. 2
Nominal voltage U <sub>0</sub> /U	300 / 500 V
Test voltage	1000 V AC
Temperature range	+5°C to +75°C, flexible application -40°C to + 75°C (80°C short term), static installation
Length	20 m
Operating temperature	160°C (short circuit)
Bending radius	Min 12 x VP
Burning properties	ČSN EN 60332-1-2

<b>Network cable</b>	
Material	Flexo string PVC 2 x 0,75 mm
Length	2,4 m