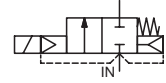




# SOLENOID VALVES

anti-waterhammer  
pilot operated, hung diaphragm  
3/8 to 1

NC



2/2  
Series  
238

## FEATURES

- Two way shut-off valves for the control of cold and hot water
- Zero bar minimum operating pressure
- Valves are designed to reduce waterhammer
- Self-cleaning device located in the bleed orifice to guarantee an optimal performance
- The solenoid valves satisfy all relevant EU directives

## GENERAL

**Differential pressure** 0 to 10 bar [1 bar = 100 kPa]  
**Maximum viscosity** 40 cSt (mm<sup>2</sup>/s)

fluids (*)	temperature range (TS)	seal materials (*)
water	-20°C to +85°C	NBR (nitrile)

## CONSTRUCTION

**Anti-waterhammer test** EN 60730-2-8 (CENELEC)  
FCI-82-1 (Fluid Controls Institute)

## MATERIALS IN CONTACT WITH FLUID

(\*) Ensure that the compatibility of the fluids in contact with the materials is verified

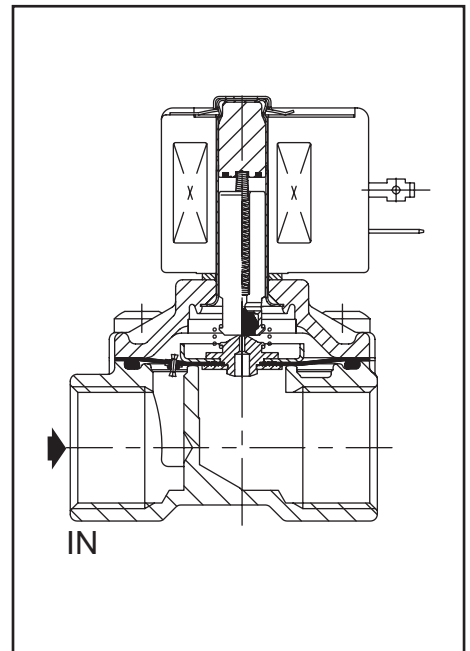
**Body** Brass  
**Internal parts** Stainless steel  
**Springs** Stainless steel  
**Seals, diaphragm and disc** NBR  
**Shading coil** Copper

## ELECTRICAL CHARACTERISTICS

**Coil insulation class** F  
**Connector** Spade plug (cable Ø 6-10 mm)  
**Connector specification** ISO 4400 / EN 175301-803, form A  
**Electrical safety** IEC 335  
**Electrical enclosure protection** Moulded IP65 (EN 60529)  
**Standard voltages** DC (=) : 24V - 48V  
(Other voltages and 60 Hz on request) AC (-) : 24V - 48V - 115V - 230V / 50 Hz

prefix option	power ratings				operator ambient temperature range (TS) (C°)	replacement coil		type <sup>(1)</sup>
	inrush ~	holding ~	hot/cold =			~	=	
	(VA)	(VA)	(W)	(W)		230 V/50 Hz	24 V DC	
SC	34	15,6	6	-	-20 to +75	400325-117	-	01
	30	22,5	9	9,5/15,3	-20 to +50	400325-217	400325-242	

<sup>(1)</sup> Refer to the dimensional drawings on the following page.



## SPECIFICATIONS

pipe size	orifice size	flow coefficient Kv		operating pressure differential (bar)				power coil (W)		catalogue number	options		
				min.	max. (PS)		water (*)				EPDM		
					~	=							
G	(mm)	(m <sup>3</sup> /h)	(l/min)										
<b>NC - Normally closed</b>													
3/8	12,5	2,1	35	0	10	10	6	15,3	SCG238A044	E	-	-	
1/2	12,5	2,1	35	0	10	10	6	15,3	SCG238A046	E	-	-	
1/2	19	4,2	70	0	10	10	6	15,3	SCG238A047	E	-	-	
3/4	19	4,5	75	0	10	10	6	15,3	SCG238A048	E	-	-	
3/4	25	10	166	0	10	10	9	15,3	SCG238A049	-	-	-	
1	25	10	166	0	10	10	9	15,3	SCG238A050	-	-	-	

00039GB-2017/R01 Availability, design and specifications are subject to change without notice. All rights reserved.

**OPTIONS**

- Valves can also be supplied with EPDM (ethylene-propylene) seals and discs. Use the appropriate optional suffix letter for identification
- Explosionproof enclosures for use in zones 1/21-2/22, categories 2-3 to ATEX Directive 2014/34/EU ([www.asco.com](http://www.asco.com))
- WRAS approval
- Other pipe connections are available on request
- Connector with visual indication and peak voltage suppression or with cable length of 2 m ([www.asco.com](http://www.asco.com))

**INSTALLATION**

- The solenoid valves can be mounted in any position without affecting operation
- Threaded pipe connection is standard: G = G (ISO 228/1)
- Installation/maintenance instructions are included with each valve

**SPARE PARTS KIT**

catalogue number	spare parts kit no.	
	~	=
SCG238A044/046	<b>C132486</b>	<b>C132487</b>
SCG238A045/047/048	<b>C132488</b>	<b>C132489</b>
SCG238A049/050	<b>C132490</b>	<b>C132491</b>

**ORDERING EXAMPLES:**

SC	G	238	A	044	230V / 50 Hz
SC	G	238	A	046	E 115V / 50 Hz
SC	G	238	A	049	24V / DC
SC	G	238	A	050	48V / 50 Hz

prefix: SC, pipe thread: G, basic number: 238 A, voltage: 230V / 50 Hz, suffix: E

**ORDERING EXAMPLES KITS:**

C132486 <sup>(1)</sup>	E
C132489	
C132490	

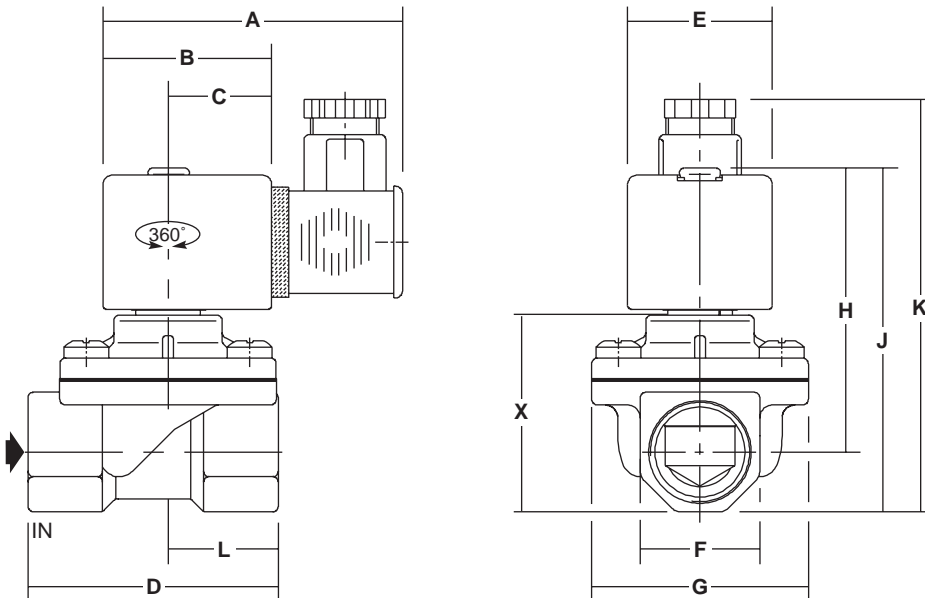
basic number: C132486, C132489, C132490, suffix: E

**DIMENSIONS (mm), WEIGHT (kg)**



**TYPE 01**

Prefix "SC" Solenoid  
Epoxy moulded  
IEC 335 / ISO 4400  
IP65



type	prefix option	catalogue number	A	B	C	D	E	F	G	H	J	K	L	X	weight <sup>(1)</sup>
01	SC	SCG238A044	80	45	27,5	52	39	27	37	72	85	104	23	40	0,55
		SCG238A046	80	45	27,5	52	39	27	37	72	85	104	23	40	0,50
		SCG238A047	80	45	27,5	65	39	27	58	74	87	106	29,5	42	0,75
		SCG238A048	80	45	27,5	67	39	32	58	76	92	111	29,5	47	0,70
		SCG238A049	80	45	27,5	86	39	41	73	92	112	131	37	67	1,30
		SCG238A050	80	45	27,5	86	39	41	73	92	112	131	37	67	1,20

<sup>(1)</sup> Incl. coil(s) and connector(s).